



Low price, small footprint. **Automatic feed system Easy2Feed.**

In Easy2Feed, the lifting table has been integrated in the rear area of the saw. The machine dimensions remain as compact as in the case of a single saw, while output increases significantly. This is because Easy2Feed feeds the material from the rear forwards through the saw, which is both efficient and ergonomic. Good to know: Easy2Feed can even be retrofitted.

Your benefits at a glance

Easy loading

The scissor lift table can be conveniently loaded by fork-lift truck or via a roller conveyor at the side.

Space requirement

Easy2Feed requires exactly the same amount of space as a conventional single saw because it is integrated in the rear machine table.

Higher loads

If required, the lifting table can be placed in a pit.

Well-designed technology

Compact scissor lift table integrated in the rear machine table.

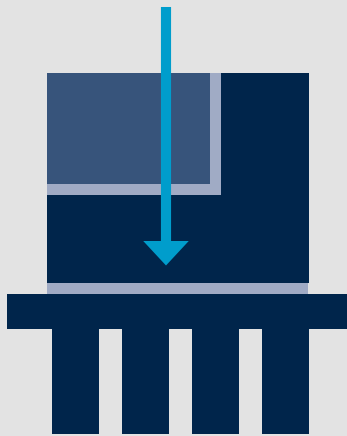
Greater flexibility

Improved handling due to a roller conveyor at the side of the rear machine table.

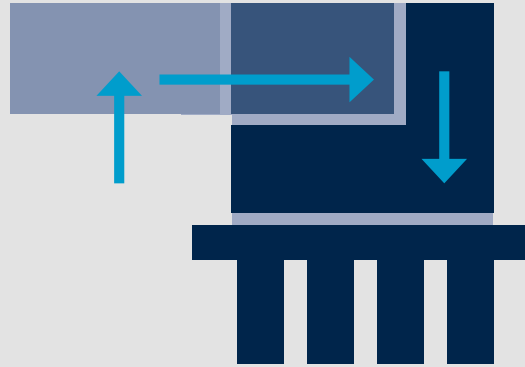
Forward-looking

Easy2Feed can be retrofitted and can grow if needed.

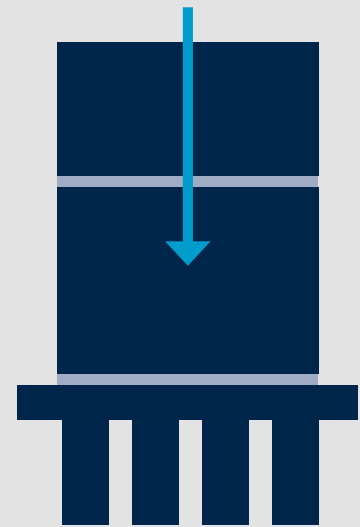
Compact and adaptable – saving space with Easy2Feed



Single saw with Easy2Feed – integrating the lifting table in the rear machine table saves space



Single saw with Easy2Feed and feed roller conveyor at the side



In comparison: a classic single saw with lifting table

Increase the performance of your saw with Easy2Feed.

Key data at a glance

- For models with a cutting length of 3,800 mm or 4,300 mm
- Minimum panel thickness that can be fed: 9.5 mm
- Maximum panel size: 3,100 mm x 2,200 mm
- Stack height 460 mm (standard version), maximum total weight: 3 t
- For greater automatic feeding capacity, the Easy2Feed lifting table can be placed in a pit. This significantly increases the possible load height: stack height 800 mm, maximum total weight 3 t
- Roller conveyor on the side available as an option
- For right-hand design saws

How you benefit

- Automatic feeding at an attractive price
- Saves time and space
- Ergonomic
- Increases the output of the saw
- Ideal for woodworking shops and companies that want to grow
- Can be retrofitted for many saws

The technology

The key element of Easy2Feed is a compact scissor lift table. It is integrated in the rear machine table and can take panels up to 3,100 mm x 2,200 mm in size. It can conveniently be loaded by fork-lift truck. What makes it special is that it leaves up to one meter of the roller-equipped machine table standing between the lifting table and the control panel. This greatly facilitates producing cross cuts on longer strips. For even greater flexibility and improved handling, HOMAG offers an additional roller conveyor at the side of the rear machine table.

HOMAG saws grow with you

Automatic feeding would not yet pay off for you? Then simply wait until later. After all, Easy2Feed can be retrofitted.